

THE BETA 900

FLOUR TORTILLA MACHINE - Model 7F

Optional
Dough Trolley Loader
available with this
model.



- *The Ultimate In Display Cooking!*
- *Energy Efficient!*
- *Easy to Operate!*
- *A Unique Machine Offering Versatility and Consistency!*
- *Customize it to fit in your facility!*

SPECIFICATIONS

Electric: 240V,60Hz,17 amps,
Single Phase
Natural Gas: 45,000 BTU's
Liquid Propane: Optional
(LP version not UL
listed)
Width: 65.6"
Height: 65.68"
Length: 82" with conveyor
Shipping Weight: 700lbs.

Produces up to 900/ 7"
Flour Tortillas Per Hour.**

** Tortilla production will vary depending upon diameter and thickness of tortillas and the experience of the equipment operator.**



Intertek
4001918



1-800-683-0928

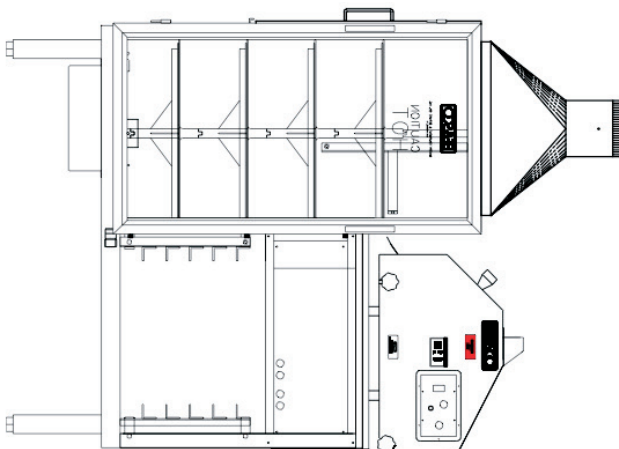
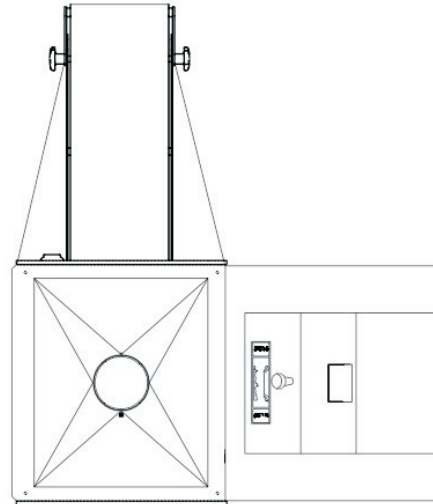
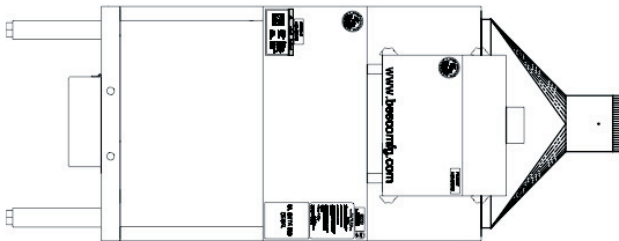
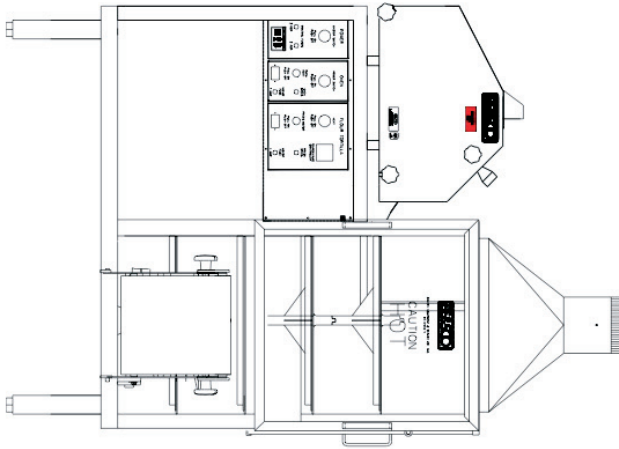
View video of the Beta 900 on our website: www.bescomfg.com

Customize the Beta 900 to fit in your facility choosing from a Right, Left or Straight Exit with different size exit conveyors 30", 42", or 60".

1623 N. San Marcos • San Antonio, TX 78201 • (210) 734-5124 • FAX (210) 737-3925

Right Exit

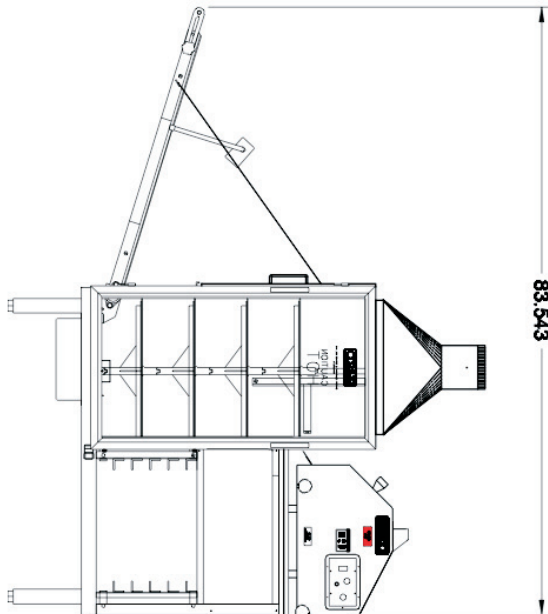
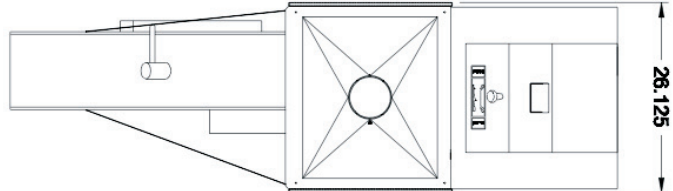
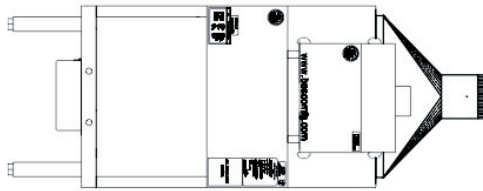
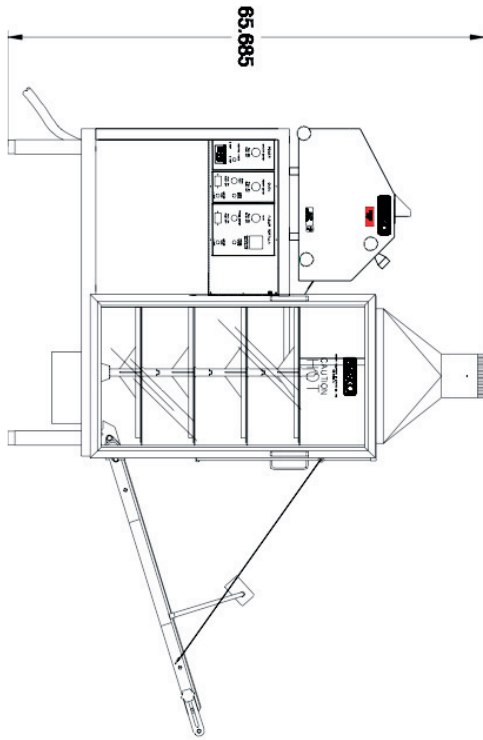
Beta 900 - Model 7F shown without the optional dough trolley loader and 30" exit conveyor



Straight Exit

Beta 900 - Model 7F

shown without the optional dough trolley loader and 42" exit conveyor



Left Exit

Beta 900 - Model 7F shown without the optional dough trolley loader and 30" exit conveyor

